

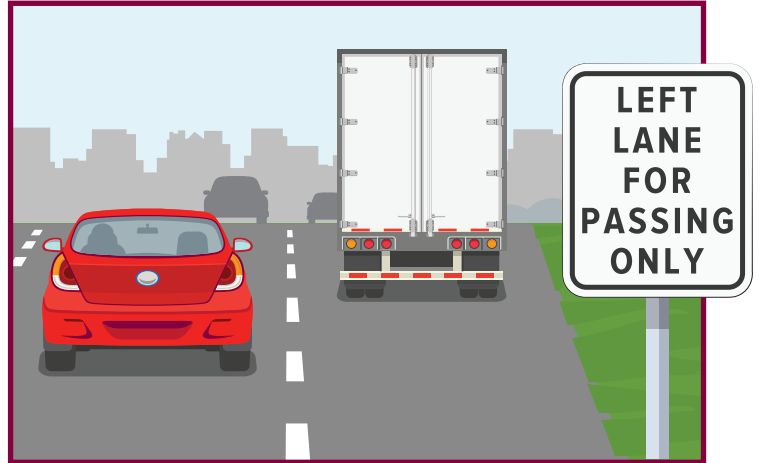
2

Passing Trucks Safely



Remember to follow these steps to properly pass a truck:

- Always pass the truck on the left (driver's) side if possible - this is the smallest and safest no-zone to move through.
- Before you start, ensure you can completely pass the truck. You do not want to find yourself stuck in the left no-zone!
- Once you pass the truck and are a safe distance in front, signal and return to the right lane.
- Move steadily past the truck – *never linger in the no-zone!*

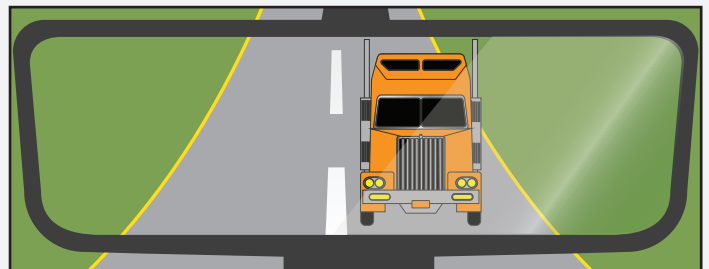


Do Not Linger Around Large Trucks!

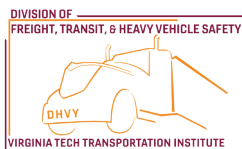
In addition to being invisible while in a no-zone, truck's tires are more than double the tire pressure of passenger vehicle tires. If truck tires become overheated or have a blowout, the tread can become a projectile, which can cause severe damage to your vehicle and even lead to injury or death if the tread comes through your window.

Rule of Thumb

Make sure you can see the entire front of the truck, from the bumper to the top, in your rearview mirror before moving in front a truck. Otherwise, you are too close, and that is a dangerous place to be!



The Sharing the Road with Trucks (STR) program was developed by a team of large truck safety experts from the Virginia Tech Transportation Institute (VTI) in response to research that found over 75% of crashes or close calls involving trucks are primarily caused by car drivers. Increased light vehicle driver knowledge on how to safely interact with large trucks on roadways can reduce these incidents. There are five key strategies for sharing the road with large trucks.



VIRGINIA TECH 
TRANSPORTATION INSTITUTE



<https://cmvroadsharing.org/>